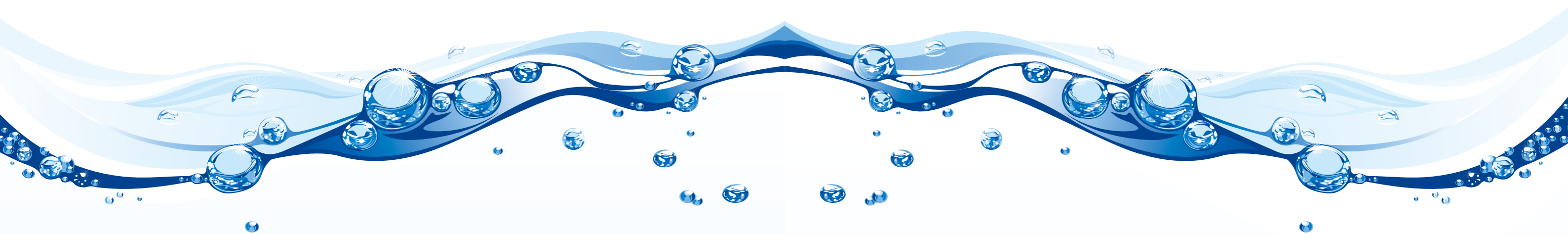


DONGKWANG

DONG KWANG Co., Ltd.



Refrigerated Air Dryer

Air - Cooled High Inlet Temperature
Air Cooled Type
High Pressure Refrigerated Air Dryer 40K
Water Cooled Type

Desiccant Air Dryer

Heatless Type
External Heater Type
External Heater Blower Purge Type
External Heater Blower Non Purge Type

Refrigerated Combination Air Chiller

Air Cooled Type

Fresh Water Supply Equipment

CALORIFIER	F.W / S.W HYDROPHORE TANK
U.V STERILIZER	CARBON FILTER
MINERALIZER	GREASE TRAP
WATER FOUNTAIN	

Refrigerated Water Chiller

Air Cooled Type
Water Cooled Type

Hydraulic System Equipment

Ship's Hydraulic Equipment Repair&Fabricate
Deck Machinery Repair&Fabricate



397-2, Seobu-ro, Jillye-myeon, Gimhae-si,
Gyeongsangnam-do, Republic of Korea

T. +82 70 8894 7335

F. +82 55 342 7334

E. dongkwang@dkair.kr



ABOUT DONGKWANG

We are producing/supplying highly accurate and reliable products through our engineer's rich experience and accumulated technology. DongKwang Co., Ltd. is doing its best to provide the best product quality and services to customers with the goal of great customer satisfaction.

We look forward to your continued interest and valuable feedback so that the company can grow further in the future.

We wish you good success. Thank you.

All employees of DongKwang Co., Ltd.

- 1997 ESTABLISHED DONG KWANG Co., Ltd.
- 2005 QUALIFICATION FOR ISO9001
- 2008 QUALIFICATION FOR ISO14001
- 2010~ QUALIFICATION FOR WPS (KR, ABS, LR, BV, GL, DNV)
- 2016 DNV, APPROVAL OF MANUFACTURER FOR PRESSURE VESSELS
- 2020 AIR DRYER SYSTEM & AIR COOLING SYSTEM TO CONSTANT TEMPERATUER PATENT

Certificate

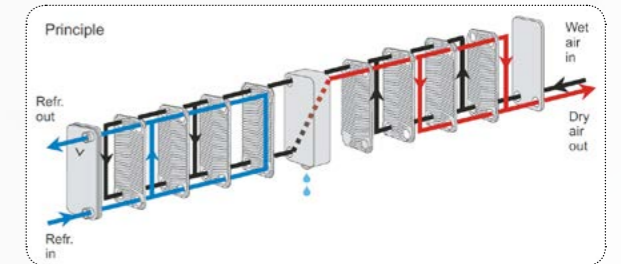


Applying Plate Type Heat Exchanger

판형 열교환기

Applying SWEP System (Global Plate Type Heat Exchanger Company)

세계적인 판형 열교환기 전문업체인 SWEP(스웨덴)사의 제품 적용



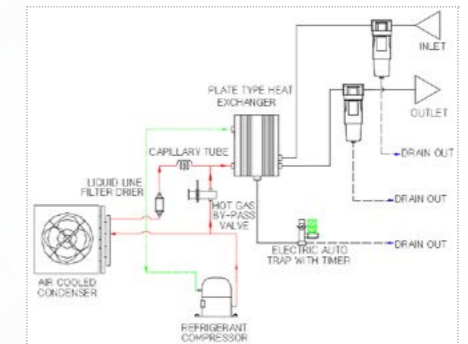
Flow Chart of Heat Exchanger 열교환기 흐름도

Increased Performance by 30%, Decreased Amount of Electricity Consumption by 33% in Comparison with Existing Models

기존 모델 대비 약 30% 이상 성능 차이, 전력소모량 기존 대비 약 33% 감소

Advantage of product 제품특징

- Size Minimized | Easy-to-install**
Size 최소화 | 설치에 이점
- Appropriate Dewpoint for Customer | Satisfaction Requirements**
요구조건에 맞는 노점 | 품질 만족
- Diminished Weight**
중량 감소
- Cost Reduction of Maintenance**
유지보수 비용 감소



Size reduction by 27% In Comparison with Existing Models

제품 개선으로 기존 모델 대비 Size 27% 감소

Early Model
당사 초기 모델



New Product
신제품



27%

Refrigerated Air Dryer / Air-Cooled High Inlet Temperature

MODEL : OAD-HT

Design Data

- 사용유체(Fluid) : 압축공기(Compressor Air)
- 입구압력(Inlet Pressure) : 7 bar
- 최대사용압력 (Max Working Pressure) : 9.7 bar
- 차압(Differential Pressure) : 0.3 bar
- 노점(DewPoint) : 2°C~10°C @PDP
- 입구온도(Inlet Temperature) : 2°C~65°C
- 주위온도(Ambient Temperature) : 2°C~40°C
- 최대입구온도(Max.Inlet Temperature) : 80°C

Feature

- 전기사양은 OAD-100HT이하의 경우 220V/1Ph/60Hz이며 그 이상의 모델은 380V/3Ph/60Hz 입니다.
The electrical specification is 220V/1Ph/60Hz for OAD-100HT or less. The above model is 380V/3Ph/60Hz.
- 열교환기 타입은 OAD-100HT 이하의 경우 판형열교환기(STS316)이며 그이상의 모델은 알루미늄 블록 타입입니다.
The heat exchanger type is a plate heat exchanger (STS316) for OAD-100HT and below, and the model above is an aluminum block type.
- 전 모델 애프터쿨러 내장형 입니다.
All models are built-in after cooler.



OAD-HT SERIES (High Inlet Temperature Refrigerated Air Dryer)

MODEL	처리공기량 Flow Rate	적용 공기 압축기 범위 AIR COMPRESSOR	접속구경 In/Out Connection Size	전력량 Consumption	전류값 Current	내장필터 (엘리먼트) Inner Filter (With Element)	제품크기 Dimensions	제품무게 Weight	냉매 Refrigerant
	Nm ³ /min	HP	A	KW	AP	Size/μm	W*D*H	Kg	
OAD-10HT	1.4	10	20A	0.4	2.4	15A (5μ, 1μ)		47	R-134a
OAD-15HT	1.8	15	20A	0.5	2.6	20A (5μ, 1μ)	650*350*755	48	
OAD-20HT	2.6	20	25A	0.55	3.2	25A (5μ, 1μ)	650*400*855	61	
OAD-30HT	4.1	30	25A	0.60	4.2	25A (5μ, 1μ)	750*470*955	78	
OAD-50HT	6.6	50	40A	0.73	4.8	40A (5μ, 1μ)	850*600*1150	103	R-22
OAD-75HT	10.5	75	50A	0.86	7.8	40A (5μ, 1μ)		130	
OAD-100HT	14.0	100	50A	1.33	8.6	50A (5μ, 1μ)	950*600*1125	160	
OAD-150HT	20.0	150	65A	2.60	7.5	65A (5μ, 1μ)	1500*720*1650	240	
OAD-200HT	28.0	200	80A	3.37	10.0	80A (5μ, 1μ)	1650*720*1650	290	
OAD-250HT	35.0	250	80A	5.20	13.3	80A (5μ, 1μ)	1820*820*1750	320	
OAD-300HT	42.0	300	80A	6.41	14.1	80A (5μ, 1μ)	920*820*1840	360	

- 전기사양이 다를 경우 주문 제작 가능합니다.
- 냉매사양 R-407C.R-404A 도 주문 제작 가능합니다.
- 제품사양은 품질개선을 위하여 예고 없이 변경될수 있습니다.
- If the electrical specifications are different, it can be custom-made.
- Refrigerant specifications R-407C.R-404A can also be made to order.
- Product specifications may be changed without notice for quality improvement.

Refrigerated Air Dryer / Air-Cooled Type

MODEL : OAD-HS

Design Data

- 사용유체(Fluid) : 압축공기(Compressor Air)
- 입구압력(Inlet Pressure) : 7 bar
- 최대사용압력 (Max Working Pressure) : 16 bar
- 차압(Differential Pressure) : 0.2 bar
- 노점(DewPoint) : 2°C~10°C @PDP
- 입구온도(Inlet Temperature) : 2°C~38°C
- 주위온도(Ambient Temperature) : 2°C~38°C
- 최대입구온도(Max.Inlet Temperature) : 40°C

Feature

- 전기사양은 OAD-100HS이하의 경우 220V/1Ph/60Hz이며 그 이상의 모델은 380V/3Ph/60Hz 입니다.
The electrical specification is 220V/1Ph/60Hz for OAD-100HS or less. The above model is 380V/3Ph/60Hz.
- 열교환기 타입은 OAD-100HS 이하의 경우 판형열교환기(STS316)이며 그이상의 모델은 알루미늄 블록 타입입니다.
The heat exchanger type is a plate heat exchanger (STS316) for OAD-100HS and below, and the model above is an aluminum block type.



OAD-HS SERIES (Air Cooled Refrigerated Air Dryer)

MODEL	처리공기량 Flow Rate	적용 공기 압축기 범위 AIR COMPRESSOR	접속구경 In/Out Connection Size	전력량 Consumption	전류값 Current	제품크기 Dimensions	제품무게 Weight	냉매 Refrigerant
	Nm ³ /min	HP	A	KW	AP	W*D*H	Kg	
OAD-20HS	2.6	20	20A	0.55	3.2	650*350*755	48	R-134a
OAD-30HS	4.1	30	25A	0.60	4.2	650*400*855	61	
OAD-50HS	6.6	50	40A	0.73	4.8	750*470*955	78	
OAD-75HS	10.5	75	50A	0.86	7.8	850*600*1150	103	R-22
OAD-100HS	14.0	100	50A	1.33	8.6	850*600*1150	130	
OAD-150HS	20.0	150	80A	2.60	7.5	1130*600*1300	160	
OAD-200HS	28.0	200	80A	3.37	10.0	1130*600*1300	240	
OAD-250HS	35.0	250	80A	5.20	13.3	1500*600*1500	280	
OAD-300HS	42.0	300	100A	6.41	14.1	1500*600*1500	320	
OAD-400HS	56.0	400	100A	7.10	16.0	1550*700*1600	410	R-407C
OAD-500HS	70.0	500	125A	9.60	22.0	1790*1100*1870	730	
OAD-600HS	84.0	600	150A	11.20	26.5	1790*1100*1870	730	
OAD-800HS	112.0	800	150A	15.00	32.0	1900*1200*2330	950	
OAD-1000HS	140.0	1000	200A	17.00	40.0	2090*1300*2430	1100	
OAD-1200HS	168.0	1200	200A	19.00	52.0	2960*1300*3040	1200	
OAD-1500HS	210.0	1500	200A	19.00	52.0	2960*1300*3040	1300	

- 전기사양이 다를 경우 주문 제작 가능합니다.
- 냉매사양 R-404A 도 주문 제작 가능합니다.
- 제품사양은 품질개선을 위하여 예고 없이 변경될수 있습니다.
- If the electrical specifications are different, it can be custom-made.
- Refrigerant specifications R-404A can also be made to order.
- Product specifications may be changed without notice for quality improvement.

Refrigerated Air Dryer / Water Cooled Type

MODEL : OAD-HSW

Design Data

- 사용유체(Fluid) : 압축공기(Compressor Air)
- 입구압력(Inlet Pressure) : 7 bar
- 최대사용압력 (Max Working Pressure) : 16 bar
- 차압(Differential Pressure) : 0.2 bar
- 노점(DewPoint) : 2°C~10°C @PDP
- 입구온도(Inlet Temperature) : 2°C~38°C
- 주위온도(Ambient Temperature) : 2°C~38°C
- 최대입구온도(Max.Inlet Temperature) : 50°C
- 냉각수입구온도(Cooling Water Temperature) : 32°C
- 냉각수압력(Cooling Water Pressure) : 2~3 bar

Feature

- 전기사양은 220V/380V/440V/3Ph/60Hz 입니다.
The electrical specification is 220V/380V/440V/3Ph/60Hz.
- 열교환기 타입은 알루미늄 블록이며 판형열교환기(STS316)도 제작 가능합니다.
The heat exchanger type is a an aluminum block type.
- 전 모델 R-407C 냉매를 사용합니다.
All models use R-407C refrigerant.



OAD-HSW SERIES (Water Cooled Refrigerated Air Dryer)

MODEL	처리공기량 Flow Rate	적용 공기 압축기 범위 AIR COMPRESSOR	접속구경 In/Out Connection Size	전력량 Consumption	전류값 Current	냉각수 유량 Flow	제품크기 Dimensions	제품무게 Weight
	Nm ³ /min	HP	A	KW	AP	LPM	W*D*H	Kg
OAD-150HSW	20.0	150	80A	2.06	5.6	30	1500*720*1650	210
OAD-200HSW	28.0	200	80A	2.98	6.8	50	1650*720*1650	230
OAD-250HSW	35.0	250	80A	3.94	8.5	70	1820*820*1750	250
OAD-300HSW	42.0	300	100A	4.82	10.7	80	920*820*1840	280
OAD-400HSW	56.0	400	100A	6.30	12.1	100	700*1550*1600	320
OAD-500HSW	70.0	500	125A	8.22	18.6	130	1750*1100*1600	420
OAD-600HSW	84.0	600	150A	9.66	23.5	150	1750*1100*1600	420
OAD-800HSW	112.0	800	150A	12.30	28.0	180	1750*1100*1600	600
OAD-1000HSW	140.0	1000	200A	14.70	35.7	200	2100*1300*1700	750
OAD-1200HSW	168.0	1200	200A	16.50	43.0	250	2300*1300*2300	1050
OAD-1500HSW	210.0	1500	200A	16.50	43.0	250	2700*1300*2300	1100

- 전기사양이 다를 경우 주문 제작 가능합니다.
- 냉매사양 R-407C.R-404A 도 주문 제작 가능합니다.
- 사양에서 제시된 이상의 대형 기종도 주문 제작 가능합니다.
- 제품사양은 품질개선을 위하여 예고 없이 변경될수 있습니다.
- If the electrical specifications are different, it can be custom-made.
- Refrigerant specifications R-407C.R-404A can also be made to order.
- Large-sized models above the specifications can be made to order.
- Product specifications may be changed without notice for quality improvement.

High Pressure Refrigerated Air Dryer 40K / Air Cooled Type

MODEL : OAD-HSP

Design Data

- 사용유체(Fluid) : 압축공기(Compressor Air)
- 입구압력(Inlet Pressure) : 7~40 bar
- 최대사용압력 (Max Working Pressure) : 40 bar
- 차압(Differential Pressure) : 0.2 bar
- 노점(DewPoint) : 2°C~10°C @PDP
- 입구온도(Inlet Temperature) : 2°C~40°C
- 주위온도(Ambient Temperature) : 2°C~38°C
- 최대입구온도(Max.Inlet Temperature) : 50°C

Feature

- 전기사양은 OAD-100HSP이하의 경우 220V/1Ph/60Hz이며 그 이상의 모델은 380V/3Ph/60Hz 입니다.
The electrical specification is 220V/1Ph/60Hz for OAD-100HT or less. The above model is 380V/3Ph/60Hz.
- 열교환기 타입은 전 모델 판형열교환기(STS316) 타입입니다.
The heat exchanger type is all model plate heat exchanger (STS316) type.



OAD-HSP SERIES (High Pressure Refrigerated Air Dryer)

MODEL	처리공기량 Flow Rate	적용 공기 압축기 범위 AIR COMPRESSOR	접속구경 In/Out Connection Size	전력량 Consumption	전류값 Current	제품크기 Dimensions	제품무게 Weight	냉매 Refrigerant
	Nm ³ /min	HP	A	KW	AP	W*D*H	Kg	
OAD-20HSP	2.6	20	20A	0.55	3.2	650*350*755	52	R-134a
OAD-30HSP	4.1	30	25A	0.60	4.2	650*400*855	65	
OAD-50HSP	6.6	50	40A	0.73	4.8	750*470*955	83	
OAD-75HSP	10.5	75	50A	0.86	7.8	850*600*1150	105	R-22
OAD-100HSP	14.0	100	50A	1.33	8.6	850*600*1150	135	
OAD-150HSP	20.0	150	65A	2.60	7.5	1130*600*1300	165	
OAD-200HSP	28.0	200	80A	3.37	10.0	1130*600*1300	250	
OAD-250HSP	35.0	250	80A	5.20	13.3	1500*600*1500	300	
OAD-300HSP	42.0	300	100A	6.41	14.1	1500*600*1500	330	
OAD-400HSP	56.0	400	100A	7.10	16.0	1550*700*1600	420	
OAD-500HSP	70.0	500	125A	9.60	22.0	1790*1100*1870	750	R-407C
OAD-600HSP	84.0	600	150A	11.20	26.5	1790*1100*1870	750	
OAD-800HSP	112.0	800	150A	15.00	32.0	1900*1200*2330	980	
OAD-1000HSP	140.0	1000	200A	17.00	40.0	2090*1300*2430	1150	
OAD-1200HSP	168.0	1200	200A	19.00	52.0	2960*1300*3040	1250	

- 전기사양이 다를 경우 주문 제작 가능합니다.
- 냉매사양 R-404A 도 주문 제작 가능합니다.
- 제품사양은 품질개선을 위하여 예고 없이 변경될수 있습니다.
- If the electrical specifications are different, it can be custom-made.
- Refrigerant specifications R-404A can also be made to order.
- Product specifications may be changed without notice for quality improvement.

Refrigerated Combination Air Chiller / Air Cooled Type

MODEL : OAC-HSP

Design Data

- 사용유체(Fluid) : 압축공기(Compressor Air)
- 입구압력(Inlet Pressure) : 7~40 bar
- 최대사용압력 (Max Working Pressure) : 45 bar
- 차압(Differential Pressure) : 0.2 bar
- 노점(DewPoint) : 2°C~10°C @PDP
- 입구온도(Inlet Temperature) : 2°C~40°C
- 출구온도(Outlet Temperature) : 2°C~25°C
- 주위온도(Ambient Temperature) : 2°C~38°C
- 최대입구온도(Max.Inlet Temperature) : 50°C

Feature

- 에어드라이어 & 에어칠러 콤비네이션 방식의 시스템을 채택하여 생산현장에서 요구되는 압축공기의 제습 및 낮은온도를 충족시킬수 있는 에어칠러입니다.
Air-dryer & Air-chiller combination system is used to satisfy the dehumidification and low temperature of compressed air required at the production site.
- 전기사양은 OAC-75HSP이하의 경우 220V/1Ph/60Hz이며 그 이상의 모델은 380V/3Ph/60Hz 입니다.
The electrical specification is 220V/1Ph/60Hz for OAC-75HSP or less.
The above model is 380V/3Ph/60Hz.
- 열교환기 타입은 전 모델 판형열교환기(STS316) 타입입니다.
The heat exchanger type is all model plate heat exchanger (STS316) type.



OAC-HSP SERIES (Refrigerated Air Dryer & Air Chiller)

MODEL	처리공기량 Flow Rate Nm ³ /min	적용 공기 압축기 범위 AIR COMPRESSOR HP	접속구경 In/Out Connection Size A	전력량 Consumption KW	전류값 Curent AP	제품크기 Dimensions W*D*H	제품무게 Weight Kg	냉매 Refrigerant
OAC-10HSP	1.4	10	20A	0.55	3.2	650*350*755	52	R-134a
OAC-20HSP	2.6	20	20A	0.60	4.2	650*400*855	65	R-22
OAC-30HSP	4.1	30	25A	0.73	4.8	750*470*955	83	
OAC-50HSP	6.6	50	40A	0.86	7.8	850*600*1150	105	
OAC-75HSP	10.5	75	50A	1.33	8.6	850*600*1150	135	
OAC-100HSP	14.0	100	50A	2.60	7.5	1130*600*1300	165	
OAC-150HSP	20.0	150	80A	3.37	10.0	1130*600*1300	250	R-407C
OAC-200HSP	28.0	200	80A	5.20	13.3	1500*600*1500	300	
OAC-250HSP	35.0	250	80A	6.41	14.1	1500*600*1500	330	
OAC-300HSP	42.0	300	100A	7.10	16.0	1550*700*1600	420	
OAC-400HSP	56.0	400	100A	9.60	22.0	1790*1100*1870	750	
OAC-500HSP	70.0	500	125A	11.20	26.5	1790*1100*1870	750	
OAC-600HSP	84.0	600	150A	15.00	32.0	1900*1200*2330	980	
OAC-800HSP	112.0	800	150A	17.00	40.0	2090*1300*2430	1150	
OAC-1000HSP	140.0	1000	200A	19.00	52.0	2960*1300*3040	1250	

- 입구압력 7bar 이하의 에어칠러도 주문제작 가능합니다.
- 에어출구온도 2°C 이하의 에어칠러도 주문제작 가능합니다.
- 전기사양이 다를 경우 주문 제작 가능합니다.
- 냉매사양 R-404A 도 주문 제작 가능합니다
- 제품사양은 품질개선을 위하여 예고 없이 변경될수 있습니다.
- High pressure adsorption air chiller over 9.7 bar can also be manufactured.
- Air chiller with air outlet temperature of 2°C or less can be custom-made.
- If the electrical specifications are different, it can be custom-made.
- Refrigerant specifications R-404A can also be made to order.
- Product specifications may be changed without notice for quality improvement.

Refrigerated Water Chiller / Air & Water Cooled Type

MODEL : OWC

What is CHILLER?

CHILLER는 산업 전반에 걸쳐 제품 생산 과정에서 발생하는 고열을 필요에 따라 냉각시켜주는 다목적 기계입니다. 특히 사출 금형의 온도를 설정된 최적의 값으로 유지하거나, 레이저 가공기의 발진기를 적정 온도로 냉각 하고자 할 때 반드시 필요한 장비이며, 또한 실험실 장비나 식품 보관 등 그 쓰임새는 매우 다양합니다.

CHILLER is a multipurpose machine that cools as needed the high heat generated during product manufacturing throughout the industry. Especially, it is necessary to maintain the temperature of the injection mold at the optimum value or to cool the as-cillator of the laser processing machine to the proper temperature.

Definition of CHILLER

FST칠러(Chiller)는 식각 및 Depo. 공정에서 과도한 열의 발생에 대해 Chamber 내의 Wafer나 주변 온도를 일정하게 유지함으로써 공정효율을 개선하는 장비입니다. 점차 공정이 고정밀화 대구경화 되어감에 따라 보다 더 사용자화 된 장치의 공급을 목적으로 Chiller의 지속적인 발전이 요구되고 이에 따라 다양한 기초 기술 및 설계기술이 기반이 된 제품이 제작되고 있습니다.

FST Chiller Etch and Depo. This equipment improves the process efficiency by keeping wafer or ambient temperature constant in the chamber against excessive heat generation in the process. As the process is becoming more precise and more compact, it is necessary to develop the Chiller continuously for the purpose of supplying more customized devices and products based on various basic technology and design technology are being produced.



AIR-COOLED TYPE (공냉식)

Model 모델	OWC-1A	OWC-2A	OWC-3A	OWC-5A	OWC-7.5A	OWC-10A	OWC-15A	OWC-20A	OWC-30A	OWC-40A
Classification 분류										
Output Compressor(Kw) 압축기 정격출력	0.75	1.5	2.25	3.75	5.5	7.5	11	15	22.5	30
Cooling Capacity(kcal/hr) 최대냉각능력	2600/2900	5500/5800	8000/8700	13500/14500	20000/21750	27000/29000	39000/42000	52000/56000	80000/87000	104000/112000
Circulation Pump(Kw) 순환펌프출력	0.3	0.3	0.4	0.5	0.75	1.5	2.25	2.25	3.75	3.75
Flow Volume(LPM) 펌프최대출력	15	20	40	50	80	150	200	250	300	350
Water Tank Capacity(liter) 탱크용량	20	30	45	60	100	150	299	250	320	400
Temperature Range&Coolant 매체온도&사용냉매	5°C ~ 30°C / R-22									
Fan Output(Kw) 송풍기 용량	0.1	0.2	0.2*2	0.2*2	0.4*2	0.4*2	0.75*2	0.75*2	0.75*3	0.75*3
Total Electricity(Kw/hr) 총소비전력	1.15	2	4.65	4.65	7.05	14.75	14.75	18.75	28.5	36
Power Source 전원	AC1φ220V/50,60Hz / AC 3φ 220V, 380V, 440V ±5% / 50HZ, 60HZ									
Dimension(W*D*H mm) 외형지수	450*705*1070	580*960*1240	600*1000*1250	760*1370*1435	760*1500*1580	800*1670*1695	1000*2000*1865	1000*2110*1865	1000*2500*2045	1000*2500*2070

WATER-COOLED TYPE (수냉식)

Model 모델	OWC-3W	OWC-5W	OWC-7.5W	OWC-10W	OWC-15W	OWC-20W	OWC-30W	OWC-40W
Classification 분류								
Output Compressor(Kw) 압축기 정격출력	2.25	3.75	5.5	7.5	11	15	22.5	30
Cooling Capacity(kcal/hr) 최대냉각능력	8400/9072	14000/15120	21000/22680	28000/30240	42000/45360	56000/60480	84000/90720	112500/120960
Circulation Pump(Kw) 순환펌프출력	0.3	0.5	0.75	1.5	2.25	2.25	3.75	3.75
Flow Volume(LPM) 펌프최대출력	40	50	80	150	200	250	300	350
Water Tank Capacity(liter) 탱크용량	45	60	100	150	200	250	320	400
Temperature Range&Coolant 매체온도&사용냉매	5°C ~ 30°C / R-22							
Fan Output(Kw) 송풍기 용량	30	50	80	100	150	200	250	300
Total Electricity(Kw/hr) 총소비전력	2.55	4.25	6.25	9	13.25	17.25	26.25	33.75
Power Source 전원	AC 3φ 220V, 380V, 440V ±5% / 50HZ, 60HZ							
Dimension(W*D*H mm) 외형지수	550*700*950	700*1190*1355	700*1190*1355	800*1500*1595	800*1500*1595	1000*1850*1755	1000*1950*1755	1100*2200*1755

Desiccant Air Dryer / Heatless Type

MODEL : OHD

Operating Time

- 운전시간(Total Operating Cycle) : 10min
- 제습(Drying) : 4min
- 재생(Regeneration) : 4min
- 동압(Pressure Rasing) : 1min

Design Data

- 사용유체(Fluid) : 압축공기(Compressor Air)
- 입구압력(Inlet Pressure) : 7bar
- 최대사용압력(Max Working Pressure) : 9.7bar
- 차압(Differential Pressure) : 0.2bar
- 노점(DewPoint) : -40°C
- 입구온도(Inlet Temperature) : 40°C
- 주위온도(Ambient Temperature) : 2°C~40°C
- 전기사양(Power Supply) : 220V/1Ph/60Hz

Feature

- 흡착식 드라이어 출구 압축 건조공기의 일부를 감압 팽창시켜 저온으로 흡착제를 재생하는 제품으로 압축공기 소모량(15%~20%)이 소요되는 드라이어입니다.
- 균일한 노점보장
- 간단한 구조와 유지보수의 편의성
- 전자동 운전과 손쉬운 디지털 운전조작
- 퍼지밸브타입을 피스톤 밸브타입으로 적용

Option

- Dew Point Meter
- Dew Point Control System



OHD SERIES Specifications

MODEL	처리공기량 Flow Rate Nm ³ /min	적용 공기 압축기 범위 AIR COMPRESSOR HP	접속 구경 In/Out Connection Size A	제품 크기 Dimensions W*D*H	흡착제 무게 Desiccant kg	제품 무게 Weight kg
OHD-10	1.4	10	20A	750*500*1500	28.0	160
OHD-20	2.6	20	25A	850*700*1500	53.0	230
OHD-30	4.1	30	25A	950*850*1600	78.0	297
OHD-50	6.6	50	40A	1100*700*1900	120.0	436
OHD-75	10.5	75	50A	1250*1000*2300	172.0	537
OHD-100	14.0	100	50A	1250*1000*2350	222.0	649
OHD-150	20.0	150	65A	1400*1000*2600	373.0	775
OHD-200	28.0	200	80A	1700*1000*2700	488.0	890
OHD-250	35.0	250	80A	1770*1100*2500	546.0	1240
OHD-300	42.0	300	80A	1850*1200*2600	656.0	1480
OHD-400	42.0	400	100A	2000*1200*3000	910.0	2100
OHD-500	42.0	500	150A	2100*1300*3100	1391.0	2640
OHD-600	42.0	600	150A	2300*1500*3300	1756.0	3200

- 노점은 -40°C의 기본사양이며 -70°C도 공급 가능합니다.
- 9.7bar 이상의 고압용 흡착식 드라이어도 공급 가능합니다.
- 위 사양 이상의 대형 기종도 공급 가능합니다.
- 제품사양은 품질개선을 위하여 예고 없이 변경될수 있습니다.
- The dew point is a basic specification of -40°C, and -70°C is also available.
- High pressure adsorption dryers over 9.7 bar can also be manufactured.
- Large-sized models above the specifications can be made to order.
- Product specifications may be changed without notice for quality improvement.

Desiccant Air Dryer / External Heater Type

MODEL : OHE

Design Data

- 사용유체(Fluid) : 압축공기(Compressor Air)
- 입구압력(Inlet Pressure) : 7bar
- 최대사용압력 (Max Working Pressure) : 9.7bar
- 차압(Differential Pressure) : 0.2bar
- 노점(DewPoint) : -40°C
- 입구온도(Inlet Temperature) : 40°C
- 주위온도(Ambient Temperature) : 2°C~40°C
- 전기사양(Power Supply) : 380V/3Ph/60Hz

Feature

- 흡착제의 재생시 건조공기와 전기히터를 사용하는 제품으로 압축공기 소모량(7%~8%)이 소요되는 흡착식 드라이어입니다.
- 균일한 노점보장
- 간단한 구조와 유지보수의 편의성
- Touch Screen-PLC Type으로 조작성과 패널 소형화 유지보수의 수월함
- 다양한 인터페이스 지원
- 노점 운전에 의한 운전비용 절감 및 내구성 보장

Operation Time

- 운전시간(Total Operating Cycle) : 8hrs
- 제습(Drying) : 4hr
- 재생(Regeneration) : 가열(Heating) : 2.5hr / 냉각(Cooling) : 1.5hr
- 노점(DewPoint) : -40°C
- 동압(Pressure Rasing) : 5min

Option

- Dew Point Meter
- Dew Point Control System



OHE SERIES Specifications

MODEL	처리공기량 Flow Rate Nm ³ /min	히터용량 Heater Kw	접속구경 In/Out Connection Size A	제품크기 Dimensions W*D*H	흡착제 무게 Desiccant kg	제품무게 Weight kg
OHE-30	4.1	2.5	25A	950*850*1600	120.0	390
OHE-50	6.6	5.0	40A	1100*700*1900	174.0	480
OHE-75	10.5	6.0	40A	1250*1000*2300	230.0	600
OHE-100	14.0	7.5	50A	1250*1000*2350	300.0	900
OHE-150	20.0	12.0	65A	1400*1000*2600	490.0	1200
OHE-200	28.0	15.0	80A	1700*1000*2700	560.0	1400
OHE-250	35.0	18.5	80A	1770*1100*2500	750.0	1550
OHE-300	42.0	25.0	80A	1850*1200*2600	1060.0	1800
OHE-400	56.0	32.0	100A	2000*1200*3000	1350.0	2100
OHE-500	74.0	40.0	150A	2100*1300*3100	1540.0	3700
OHE-600	86.0	50.0	150A	2300*1500*3300	2240.0	5500
OHE-800	120.0	60.0	150A	2300*1500*3300	2900.0	6100
OHE-900	150.0	70.0	150A	2300*1500*3300	3150.0	7500

- 노점은 -40°C의 기본사양이며 -70°C도 공급 가능합니다.
- 9.7bar 이상의 고압용 흡착식 드라이어도 공급 가능합니다.
- 위 사양 이상의 대형 기종도 공급 가능합니다.
- 제품사양은 품질개선을 위하여 예고 없이 변경될수 있습니다.
- The dew point is a basic specification of -40°C, and -70°C is also available.
- High pressure adsorption dryers over 9.7 bar can also be manufactured.
- Large-sized models above the specifications can be made to order.
- Product specifications may be changed without notice for quality improvement.

Desiccant Air Dryer / External Heater Blower Purge Type

MODEL : OHB

Design Data

- 사용유체(Fluid) : 압축공기(Compressor Air)
- 재생공기(Regeneration) : 외부공기(Out Side Air)
- 입구압력(Inlet Pressure) : 7 bar
- 최대사용압력(Max Working Pressure) : 9.7 bar
- 차압(Differential Pressure) : 0.2 bar
- 노점(DewPoint) : -40°C
- 입구온도(Inlet Temperature) : 40°C
- 주위온도(Ambient Temperature) : 2°C~40°C
- 전기사양(Power Supply) : 380V/3Ph/60Hz

Operation Time

- 운전시간(Total Operating Cycle) : 8hrs
- 제습(Drying) : 4hr
- 재생(Regeneration) : 가열(Heating) : 2.5hr / 냉각(Cooling) : 1.5hr
- 노점(DewPoint) : -40°C
- 동압(Pressure Rasing) : 5min

Option

- Dew Point Meter
- Dew Point Control System

Feature

- 흡착제의 재생시 대기공기(히팅)와 전기히터를 사용하고 건조공기(쿨링)를 사용하는 방식으로 압축공기의 소모량(3%~4%)이 소요되는 흡착식 드라이어입니다.
- 균일한 노점보장
- 간단한 구조와 유지보수의 편의성
- 전자동 운전과 손쉬운 디지털 운전조작
- Touch Screen-PLC Type으로 조작성과 패널 소형화 유지보수의 수월함
- 다양한 인터페이스 지원
- 노점 운전에 의한 운전비용 절감 및 내구성 보장



OHB SERIES Specifications

MODEL	처리공기량 Flow Rate Nm ³ /min	히터 용량 Heater Kw	링 브로워 Blower Kw	접속구경 In/Out Connection Size A	제품크기 Dimensions W*D*H	흡착제 무게 Desiccant kg	제품무게 Weight kg
OHB-50	6.6	6.0	1.5	40A	2000*1200*2000	200.0	650
OHB-75	10.5	9.0	2.2	50A	2200*1300*2200	280.0	850
OHB-100	14.0	15.0	2.2	50A	2700*1400*2200	420.0	1500
OHB-150	20.0	20.0	3.5	65A	3000*1450*2300	610.0	2000
OHB-200	28.0	24.0	5.5	80A	3300*1500*2400	900.0	2150
OHB-250	35.0	30.0	5.5	80A	3300*1500*2600	1440.0	2200
OHB-300	42.0	38.0	7.5	80A	3500*1600*2600	1700.0	3500
OHB-400	56.0	46.0	7.5	100A	3750*1700*2600	1700.0	4000
OHB-500	74.0	54.0	11.0	150A	3800*2000*2900	2100.0	5000
OHB-600	86.0	80.0	11.0	150A	4000*2200*3000	2800.0	5500
OHB-800	120.0	100.0	15.0	150A	4300*2300*3100	3750.0	6200
OHB-900	150.0	120.0	18.0	150A	4500*2500*3100	4200.0	8100
OHB-1200	170.0	140.0	22.0	200A	6000*2500*3400	4600.0	11000

- 노점은 -40°C의 기본사양이며 -70°C도 공급 가능합니다.
- 9.7bar 이상의 고압용 흡착식 드라이어도 공급 가능합니다.
- 위 사양 이상의 대형 기종도 공급 가능합니다.
- 제품사양은 품질개선을 위하여 예고 없이 변경될수 있습니다.
- The dew point is a basic specification of -40°C, and -70°C is also available.
- High pressure adsorption dryers over 9.7 bar can also be manufactured.
- Large-sized models above the specifications can be made to order.
- Product specifications may be changed without notice for quality improvement.

Desiccant Air Dryer / External Heater Blower Non Purge Type

MODEL : OHBN

Operating Time

- 운전시간(Total Operating Cycle) : 8hrs
- 제습(Drying) : 4hr
- 재생(Regeneration) : 가열(Heating) : 2.5hr / 냉각(Cooling) : 1.5hr
- 노점(DewPoint) : -40°C
- 동압(Pressure Rasing) : 5min

Option

- Dew Point Meter
- Dew Point Control System

Design Data

- 사용유체(Fluid) : 압축공기(Compressor Air)
- 재생공기(Regeneration) : 외부공기(Outside Air)
- 가열(Heating) : 외부공기(Outside Air)
- 냉각(Cooling) : 압축 건조공기(Dried Air)
- 외부공기 냉각방식(Outside Air) : 브로워 에어 칠러(Blower Air Chiller)
- 입구압력(Inlet Pressure) : 7bar
- 압축공기 소모량(Compressed air consumption) : 0%



- 최대사용압력(Max Working Pressure) : 9.7bar
- 차압(Differential Pressure) : 0.2bar
- 노점(DewPoint) : -40°C
- 입구온도(Inlet Temperature) : 40°C
- 주위온도(Ambient Temperature) : 2°C~40°C
- 전기사양(Power Supply) : 380V/3Ph/60Hz

Feature

건조압축공기 제로화

재생가열공기 및 냉각공기는 브로워로 외부공기를 사용하며 건조공기는 전혀 사용하지 않으며 운전비용 절감 및 효율적인 운영 가능

최적 노점온도 유지

타워 가열 공정후 냉각시간을 일정 사이클로 유지하여 타워 전환시 발생하는 일시적인 노점저하 현상을 방지하여 최적의 노점을 유지

외부공기 냉각방식

브로워로 유입/토출되는 외부공기를 기존의 워터쿨러 냉각방식에서 냉매를 이용한 브로워 칠러 방식을 개발/채택함으로써 고온 다습한 하절기에도 외부공기의 수분을 완벽히 제거. 하절기때 발생하는 노점저하 현상을 방지하여 최적의 노점을 유지

히터퍼지 & 브로워 히터퍼지 & 브로워 히터 논퍼지 운전방식

세가지 타입의 혼용운전 방식을 적용시켜 드라이 이상시 발생하는 운전불능 상태를 방지 대체운전이 가능하여 최적의 노점 유지

노점 운전에 의한 운전비용 절감 및 내구성 보장

OHBN SERIES Specifications

MODEL	처리공기량 Flow Rate Nm ³ /min	히터 용량 Heater Kw	링 브로워 Blower Kw	브로워 칠러 Blower Chiller Kcal/hr	접속구경 In/Out Connection Size A	제품크기 Dimensions W*D*H	흡착제 무게 Desiccant kg	제품무게 Weight kg
OHBN-50	6.6	6.0	1.5	2700.0	40A	2000*1200*2000	200.0	650
OHBN-75	10.5	9.0	2.2	4032.0	50A	2200*1300*2200	280.0	850
OHBN-100	14.0	15.0	2.2	5400.0	50A	2700*1400*2200	420.0	1500
OHBN-150	20.0	20.0	3.5	6300.0	65A	3000*1450*2300	610.0	2000
OHBN-200	28.0	24.0	5.5	7560.0	80A	3300*1500*2400	900.0	2150
OHBN-250	35.0	30.0	5.5	8820.0	80A	3300*1500*2600	1440.0	2200
OHBN-300	42.0	38.0	7.5	10584.0	80A	3500*1600*2600	1700.0	3500
OHBN-400	56.0	46.0	7.5	14110.0	100A	3750*1700*2600	1700.0	4000
OHBN-500	74.0	54.0	11.0	18648.0	150A	3800*2000*2900	2100.0	5000
OHBN-600	86.0	80.0	11.0	21672.0	150A	4000*2400*3000	2800.0	5500
OHBN-800	120.0	100.0	15.0	30240.0	150A	4300*2300*3100	3750.0	6200
OHBN-900	150.0	120.0	18.0	35280.0	150A	4500*2800*3100	4200.0	8100
OHBN-1200	170.0	140.0	22.0	47880.0	200A	6000*3000*3400	4600.0	11000

- 노점은 -40°C의 기본사양이며 -70°C도 공급 가능합니다.
- 9.7bar 이상의 고압용 흡착식 드라이어도 공급 가능합니다.
- 위 사양 이상의 대형 기종도 공급 가능합니다.
- 제품사양은 품질개선을 위하여 예고 없이 변경될수 있습니다.
- The dew point is a basic specification of -40°C, and -70°C is also available.
- High pressure adsorption dryers over 9.7 bar can also be manufactured.
- Large-sized models above the specifications can be made to order.
- Product specifications may be changed without notice for quality improvement.


U.V STERILIZER

MODEL : DKU

Explain

"Dong Kwang Co., Ltd." U.V STERILIZER removes general bacteria and colon bacteria efficiently. This U.V STERILIZER is equipped with U.V lamp which can emit large amount of ultraviolet rays. This U.V lamp will sterilize various bacteria and harmful microbes to produce pure drinking water.

U.V STERILIZER also consists of sterilizing chamber, filter housing and electric control panel.



DKU SERIES SPECIFICATION

MODEL	CAPACITY(m ³ /Hr)	
	FW	S.W
DKU-10	1.0	0.28
DKU-20	2.5	0.7
DKU-50	5.0	1.4
DKU-100	10.0	7.0
DKU-200	20.0	15.0
DKU-300	50.0	30.0
DKU-500	100.0	80.0
DKU-700	150.0	100.0

REHARDENING FILTER (MINERALIZER)

MODEL : DKM

Explain

The purpose of "Dong Kwang Co., Ltd." MINERALIZER is to increase the pH value, mineral component and hardness of water generated from fresh water generator, which can not be used as drinking water.

Distilled water produced from fresh water generator enters the re-hardening-filter, which will make water absorb needed minerals from dolomite and eventually become pure drinking water.



DKM SERIES SPECIFICATION

MODEL	CAPACITY(m ³ /Hr)	IN/OUTLET CONNECTION	Type
DKM-10	1.0	25A	Cylindrical Tank with Dolomite
DKM-15	1.5	25A	Cylindrical Tank with Dolomite
DKM-20	2.0	25A	Cylindrical Tank with Dolomite
DKM-25	2.5	25A	Cylindrical Tank with Dolomite
DKM-30	3.0	25A	Cylindrical Tank with Dolomite
DKM-40	4.0	32A	Cylindrical Tank with Dolomite
DKM-50	5.0	32A	Cylindrical Tank with Dolomite
DKM-60	6.0	32A	Cylindrical Tank with Dolomite
DKM-80	8.0	40A	Cylindrical Tank with Dolomite
DKM-100	10.0	50A	Cylindrical Tank with Dolomite

Explain

"Dong Kwang Co., Ltd." CALORIFIERS are among the most efficient and durable on the market. The equipment can be adopted to suit different needs of customers. A variety of standard sizes from 100L to 2000L are available. The equipments are fitted with internal heating coil.

Our Calorifiers is made of corrosion resistant stainless steel. Our products come ready-connected with control panel, heating elements and thermostats. Alternative heating sources and H.W circulation pumps can also be provided.



DKC(S)E SERIES SPECIFICATION

MODEL	TANK CAPACITY(LITER)	MAX. OPERATING PRESSURE	FW TEMP.		ELECTRIC HEATER CAPACITY
			INLET	OUTLET	
DKC(S)E-100L	100	10.0kg/cm ²	10°C	60°C~90°C	5kw~100kw
DKC(S)E-200L	200				
DKC(S)E-300L	300				
DKC(S)E-500L	500				
DKC(S)E-700L	700				
DKC(S)E-1000L	1000				
DKC(S)E-2000L	2000				

Explain

"Dong Kwang Co., Ltd." HYDROPHORE TANKs roles are storing amount of water and keeping the static pressure of water.

The shape of HYDROPHORE TANK is generally vertical vessel. The vessel of F.W HYDROPHORE TANK is made of SUS304 or SUS316L. The vessel of S.W HYDROPHORE TANK is made of SUS316L/

And this tank can be preassembled with pump units before delivery as custom's requirement.



DKH SERIES SPECIFICATION

MODEL	TANK CAPACITY(LITER)	WEIGHT(kg)
DKH-300L	300	About 210
DKH-500L	500	About 280
DKH-700L	700	About 390
DKH-1000L	1000	About 480
DKH-2000L	2000	About 680

GREASE TRAP

MODEL : DKG

Explain

The purpose of GREASE TRAP is to remove grease in the waste water.
The removal of grease depend on the quantity in the waste water.
This GREASE TRAP is fitted up with STPG.

Operating & Instructions for GREASE TRAP

1. Periodic removal of grease is dependent upon the quantity of grease in the waste water.
Grease removal periods is required once a day or every other day in normally.
But periodic and frequent removal is recommended to maintain efficiency.
2. To remove grease, user just open the grease drain valve for remove grease at least once a day.
3. To periodic maintenance, do the clean the garbage basket in grease trap at least once a week.
 - First, user open the grease drain valve.
 - Finish the drain the grease, and then open the water drain valve.
 - And loosen a bolt, remove the upper cover and pick out the garbage basket.
 - Clean the garbage basket as fresh water and remove the solid garbage.
*if solid garbage some exist in garbage basket, that is occurred the clog.
 - And clean the inside of trap for remove the other garbage.
 - Replace the garbage basket, the cover, and tighten a bolt for normal use.



DKG SERIES SPECIFICATION

MODEL	CAPACITY	DRY WEIGHT
DKG-75L	20gpm	47kg
DKG-115L	30gpm	85kg
DKG-265L	60gpm	140kg

CARBON FILTER

MODEL : DKF

Explain

Carbon filtering is a method of filtering that uses a piece of activated carbon to remove contaminants and impurities, utilizing chemical adsorption.
This carbon is generally activated with a positive and is designed to remove negatively water contaminants.
Carbon filtering is commonly used for water purification.

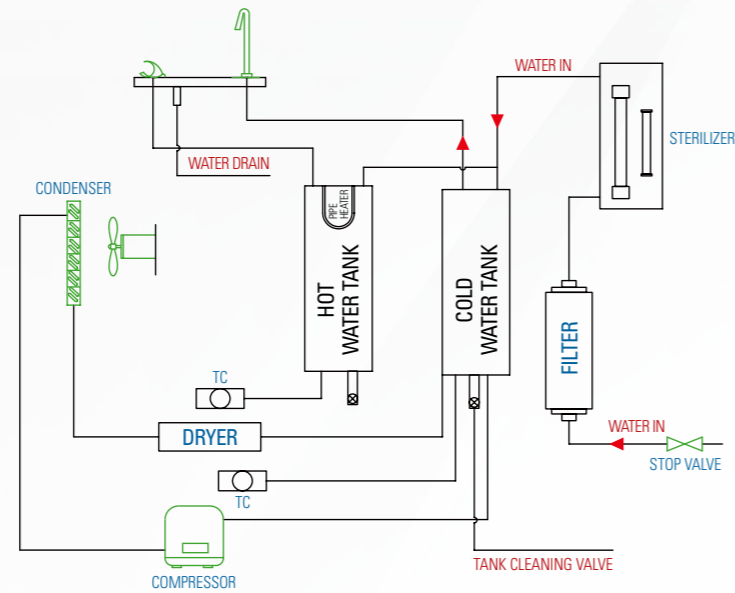


DKF SERIES SPECIFICATION

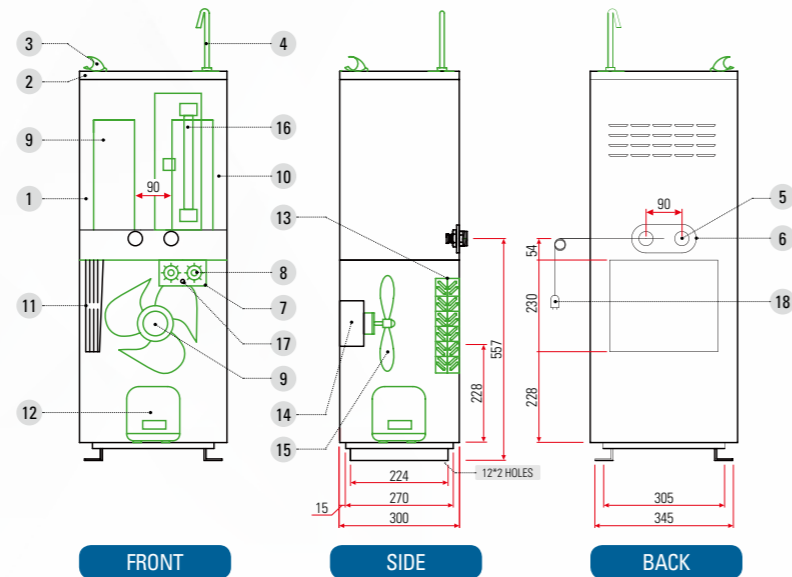
MODEL	CAPACITY(m³/hr)	IN/OUTLET CONNECTION	BODY(mm)	HEIGHT(mm)	FILTER SIZE
DKF-3SL2	2.0	25A	200A	1000	500
DKF-3SL3	3.0	32A	200A	1220	750
DKF-6SL2	6.0	40A	250A	1000	500
DKF-6SL3	10.0	50A	300A	1250	750
DKF-9SL2	15.0	65A	350A	1035	500
DKF-9SL3	20.0	80A	400A	1280	750
DKF-12SL2	25.0	80A	400A	1170	500
DKF-12SL3	30.0	80A	450A	1420	750

Explain

“Dong Kwang Co., Ltd” Drink Water Fountain has basically water Cooling function. Sterilizing and Hotting-up function can also be provided as custom’s requirement. Drink Water Fountain is made of SUS304.



PIPING DIAGRAM



- 1. BODY
- 2. BODY CAP
- 3. PUSH AUTO VALVE
- 4. MANUAL VALVE
- 5. WATER INLET 1/2" CAP NUT
- 6. DRAIN OUTLET 3/4" SOCKET
- 7. TEMP. CONTROL (COLD)
- 8. TEMP. CONTROL (HOT)
- 9. WATER TANK (COLD) 4Ltr
- 10. WATER TANK (HOT) 4Ltr
- 11. FILTER CASE
- 12. COMPRESSOR 1/4HP, 220V, 1
- 13. CONDENSER : FIN TYPE
- 14. MOTOR 6W
- 15. FAN DIA. 200 PROPELLER
- 16. STERILIZER 8W X 1TUBE
- 17. TOGGLE SWITCH : COLD/HOT
- 18. ELECTRIC CORD WITH PLUG, ABT. 1.5M

SPECIFICATION

MODEL	CAPACITY(L/Hr)	FUNCTION	ELECTRIC CAPACITY	REFRIGERANT	WEIGHT
L-101	40	Cooling	202W(Cold)	R-134a	41
L-102		Cooling, Sterilizing, Purifying	218W(Cold)	R-134a	44
L-103		Cooling, Hotting-up, Sterilizing, Purifying	218W(Cold) 600W(Hot)	R-134a	48

Occurrence of Solid Particles and Oils Causes Equipment Troubles and Defective Products with Air Compressor Operating

→ Use of Air Filter Enables Customers to be Supplied with High Quality Compressed Air.

공기를 압축할 때 고형 입자, 유분이 발생하여 압축공기를 이용하는 기기, 공구, 설비의 고장의 원인이 되며, 수명이나 제품의 불량 이 발생할 수 있습니다. 대기 오염 물질을 효율적으로 제거하여, 높은 품질의 압축 공기를 제공합니다.

SPECIFICATION

MODEL	In/Out Connection (inch)	Flow Rate (N m ³ /min)			
		Pre Filter	Line Filter	Coalescer Filter	Activated Carbon Filter
		5μm	1μm	0.01μm	0.003μm
OAF-15	1/2"			1.6	
OAF-20	3/4"			2.6	
OAF-25	1"			5	
OAF-40	1 1/2"			8.5	
OAF-50	2"			17	
OAF-65	2 1/2"			29	
OAF-80	3"			41	
OAF-100	4"	125	110	70	70
OAF-125	5"	150	132	84	84
OAF-150	6"	221	176	112	112
OAF-200	8"	331	308	196	196



ACCESSORY

Electric Drain

Ball Drain

Differential Pressure

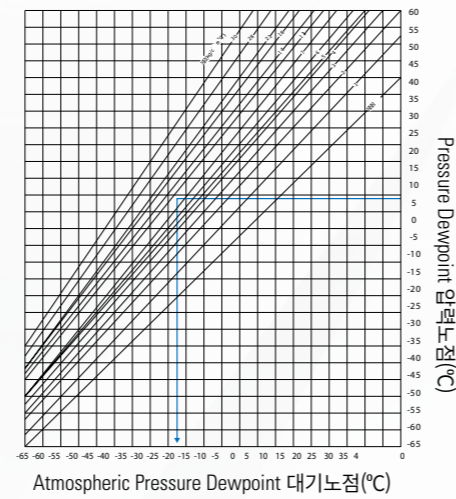
Applying SWEP System (Global Plate Type Heat Exchanger Company)

Way to Convert Saturated Water Vapor into Atmospheric Pressure Dewpoint

포화 수증기 및 대기압노점 환산 구하는 방법

Saturated Vapor Volume Table Shows Absolute Humidity is 30.3 G/m³ at 30°C
포화수증기량표에 의해 30°C의 포화절대습도는 30.3 g/m³이 됩니다.

Dew Point Under ATM Conversion Chart
Shows Dew Point -21°C Under ATM at 4°C Under 7kg/cm²G.
대기압 노점 환산표에 의해 7kg/cm²g 때 4°C이기 때문에
대기압으로 환산하면 -21°C가 됩니다.



Factor

Change of Flow Rate According to These Conditions of Application → Below Coefficient x Pertinent Flow Rate

사용 조건이 다를 경우, 해당 조건에 따른 처리유량 변화는 아래의 계수를 처리 유량에 곱해주면 됩니다.

Temp.	Factor	Temp.	Factor
27°C	1.04	38°C	1.00
30°C	1.03	40°C	0.85
32°C	1.02	50°C	0.80
35°C	1.01		

Inlet Temperature
입구온도

Press.	Factor	Press.	Factor
5	0.89	10	1.09
6	0.94	11	1.10
7	1.00	12	1.12
8	1.04	13	1.14
9	1.06	14	1.15

Inlet Pressure (kg/cm²)
입구압력

Freq.	Factor
50Hz	0.85
60Hz	1.00

Frequency (Hz)
전기사양

Amount of Saturated Water Vapor

Amount of Saturated Water Vapor(Saturated Absolute Humidity)(g/m³)

포화 수증기량표(포화 절대습도표)(g/m³)

-50	0.0617	-24	0.768	2	5.56	28	27.2
-49	0.0689	-23	0.863	3	5.95	29	28.7
-48	0.0767	-22	0.909	4	6.36	30	30.3
-47	0.0853	-21	0.989	5	6.79	31	32.0
-46	0.0950	-20	1.07	6	20.6	32	33.8
-45	0.106	-19	1.17	7	7.75	33	35.6
-44	0.117	-18	1.26	8	8.27	34	37.5
-43	0.130	-17	1.37	9	8.82	35	39.6
-42	0.144	-16	1.48	10	9.40	36	41.7
-41	0.159	-15	1.61	11	10.0	37	43.9
-40	0.176	-14	1.74	12	10.7	38	46.2
-39	0.194	-13	1.88	13	11.3	39	48.6
-38	0.214	-12	2.03	14	12.1	40	51.5
-37	0.236	-11	2.19	15	12.8	41	53.7
-36	0.260	-10	2.46	16	13.6	42	56.4
-35	0.286	-9	2.54	17	14.5	43	59.3
-34	0.314	-8	2.74	18	15.4	44	62.2
-33	0.345	-7	2.95	19	16.3	45	65.3
-32	0.378	-6	3.17	20	17.3	46	68.5
-31	0.414	-5	2.41	21	18.3	47	71.9
-30	0.453	-4	3.66	22	19.4	48	75.4
-29	0.496	-3	3.93	23	20.6	49	79.0
-28	0.542	-2	4.22	24	21.8	50	82.8
-27	0.592	-1	4.52	25	23.0		
-26	0.646	0	4.85	26	24.4		
-25	0.705	1	5.19	27	25.8		

OVERSEAS AGENT

Dongkwang Co., Ltd. is developing together with various businesses.
A company that does its best for customer satisfaction with the best quality and service,
a company that is active in the world, and Dongkwang Co., Ltd. will realize it.

1

LSC MULTECH Co., Ltd.
6-F-3, No. 109, JIAN-GUO 1ST RD. LINGYA DIST.
KAOHSIUNG 802, TAIWAN, R.O.C.
T. 886 7 7272727 F. 886 7 7274303
E. lscmultech@ma14.hinet.net

2

EKR
off V.I.P. ROAD, VISAKHAPATNAM
-530 003. INDIA.
T. 0891 2566739 F. 0891 2563777
E. admin@ekrishnarao.com

3

FOR WIN EQUIPMENT&ENGINEERING Co., Ltd.
BEIJING OFFICE
ROOM 205, HOUSE HAO BAI C2 BLOCK BUILDING,
No. 50 XISANHUANBEILU, BEIJING 100044, CHINA
T. +86 10 88515498 F. +86 10 88517458
E. beijing@forwin.com.cn